



## **Primerjalni indeksi porazdelitve stroškov zmogljivosti (CAA)**

na podlagi 5. člena Uredbe Komisije (EU) 2017/460 z dne 16. marca 2017 o oblikovanju kodeksa omrežja o usklajenih tarifnih strukturah za plin

**Izračun primerjalnega indeksa CAA - Matrična metoda**

**Izračun primerjalnega indeksa CAA - CWD metoda**

### Izračun primerjalnega indeksa CAA - Matrična metoda

Izračunane tarife po varianti: **Referenčne cene I**

**Vstopne tarife**

Entry points	Tarif	Tarif (MAP)
Ceršak	0,10905	0,10905 €/kWh/day
Rogatec	0,02085	0,02085 €/kWh/day
Šempeter pri Gorici	1,89866	1,89866 €/kWh/day
<b>Slovenija</b>	<b>0,67618</b>	<b>0,67618 €/kWh/day</b>

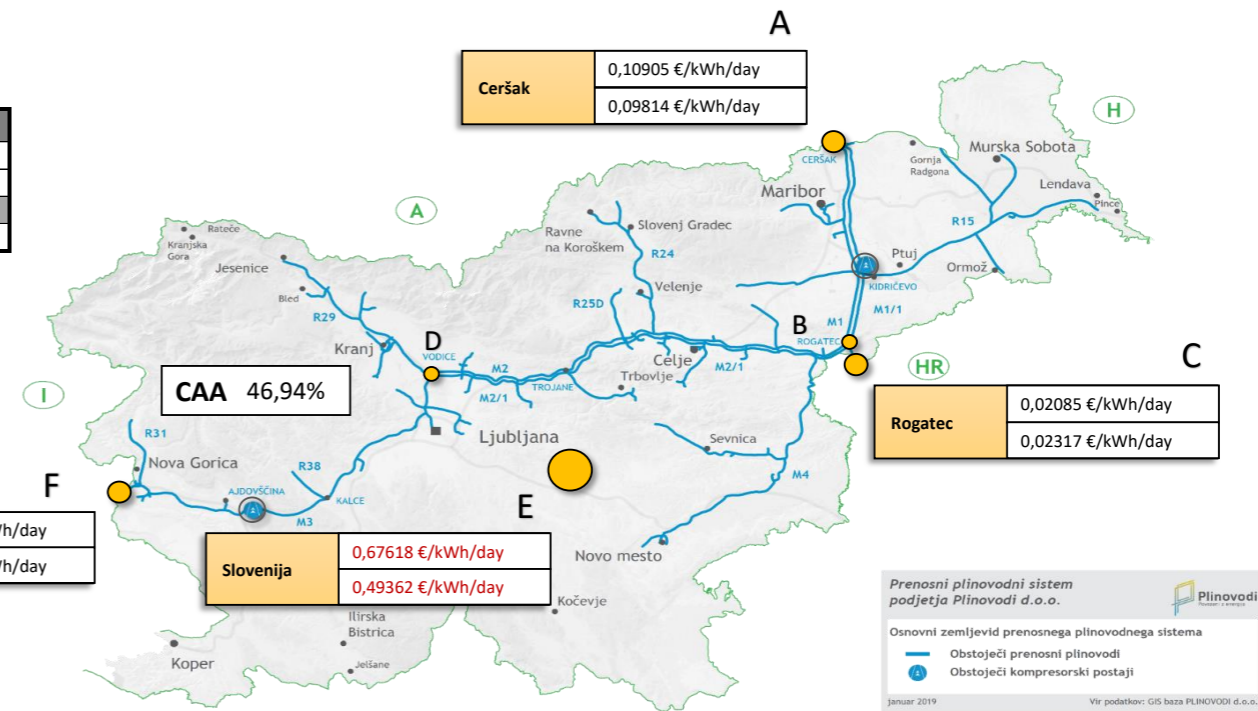
**Izstopne tarife**

Exit points	Tarif	Tarif (MAP)
Ceršak	0,09814	0,09814 €/kWh/day
Rogatec	0,02317	0,02317 €/kWh/day
Šempeter pri Gorici	2,10962	2,10962 €/kWh/day
<b>Slovenija</b>	<b>0,49362</b>	<b>0,49362 €/kWh/day</b>

	REZULTAT
Ratio intra	0,00211
Ratio cross	0,00131
CAA	46,94%
justification required	YES

Average booked capacity 2022 [kWh/day/year]			
Entry section		Exit section	
Ceršak	52.012.099	Ceršak	-
Rogatec	3.466.924	Rogatec	6.207.000
Šempeter pri Gorici	1.692.726	Šempeter pri Gorici	-
<b>Slovenija</b>	-	<b>Slovenija</b>	<b>61.414.974</b>

Šempeter pri Gorici	1,89866 €/kWh/day
	2,10962 €/kWh/day



Entry	Distance (km)			
	Ceršak	Rogatec	Šempeter pri Gorici	Slovenija
Ceršak	0,00	61,83	267,04	166,72
Rogatec	61,83	0,00	212,62	112,29
Šempeter pri Gorici	267,04	212,62	0,00	100,32
Slovenija	104,00	88,00	293,00	192,00

Average distance (km) for each entry point		
Entry points	to intra exits	to cross exits
Ceršak	166,72	61,83
Rogatec	112,29	137,22
Šempeter pri Gorici	100,32	212,62
Slovenija	192,00	88,00

Entry	Capacity (kWh/d)				Total
	Ceršak	Rogatec	Šempeter pri Gorici	Slovenija	
Ceršak					52.012.099
Rogatec					3.466.924
Šempeter pri Gorici					1.692.726
Slovenija					0
<b>Total</b>	0	6.207.000	0	61.414.974	
Drivers for Exit Points	0	413.279.192	0	9.915.655.347	

Driver for each Entry (Intra-Use)	Driver for each Entry (Cross-Use)	Entry Cap (Intra-Use)	Entry Cap (Cross-Use)
7.730.017.790	349.143.446	46.365.270	5.646.829
347.035.429	51.650.884	3.090.528	376.396
151.377.943	39.074.286	1.508.951	183.775
0	0	0	0
<b>Totals:</b>		<b>50.964.749</b>	<b>6.207.000</b>

Acc. to Art 5(5)(a)

Average distance (km) for each exit point to the group of entry points				
	Ceršak	Rogatec	Šempeter pri Gorici	Slovenija
	129,15	66,58	263,64	161,45

Entry tariffs		Exit tariffs			
		Ceršak	Rogatec	Šempeter pri Gorici	Slovenija
		0,09814	0,02317	2,10962	0,49362
Ceršak	0,10905				
Rogatec	0,02085				
Šempeter pri Gorici	1,89866				
Slovenija	0,67618				

Capacity revenue (€)	39.417.314
Entry share	23%
Exit share	77%

Entry revenues	8.957.864
Exit revenues	30.459.450

Entry revenues dedicated for Intra	7.985.330
Entry revenues dedicated for Cross	<b>972.534</b>
Exit revenues from Intra	30.315.659
Exit revenues from Cross	143.791
Revenue for Intra	38.300.989
Revenue for Cross	1.116.325

Acc. to Art 5(5)(c)  
Acc. to Art 5(5)(b)

Cost driver for Entry Intra	<b>8.228.431.162</b>
Cost driver for Exit Intra	9.915.655.347
Cost driver for Intra	18.144.086.509
Cost driver for Entry Cross	<b>439.868.616</b>
Cost driver for Exit Cross	413.279.193
Cost driver for Cross	853.147.808

### Izračun primerjalnega indeksa CAA - Matrična metoda

Izračunane tarife po varianti: **Referenčne cene II**

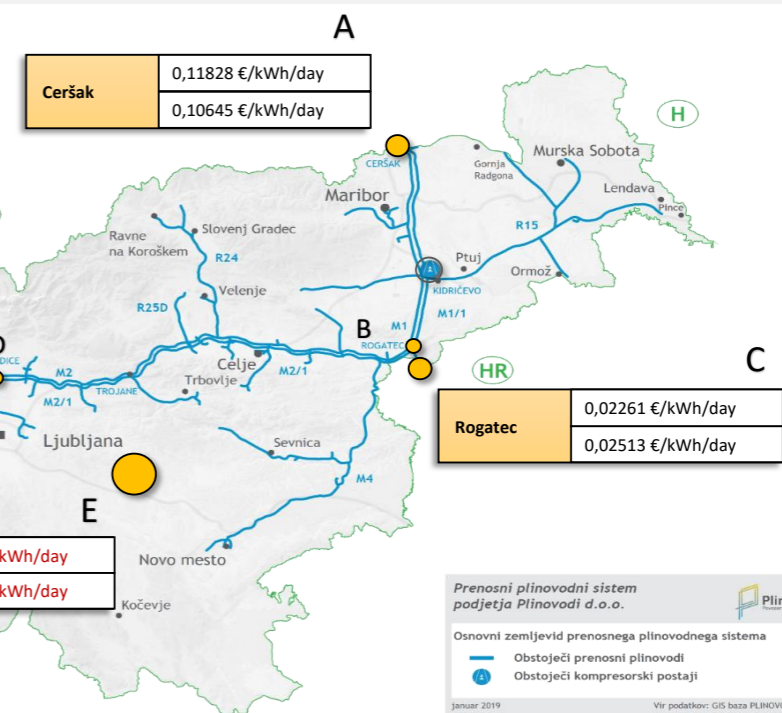
**Vstopne tarife**

Entry points	Tarif	Tarif (MAP)
Ceršak	0,11828	0,11828 €/kWh/day
Rogatec	0,02261	0,02261 €/kWh/day
Šempeter pri Gorici	0,08795	0,08795 €/kWh/day
<b>Slovenija</b>	<b>0,07628</b>	<b>0,07628 €/kWh/day</b>

**Izstopne tarife**

Exit points	Tarif	Tarif (MAP)
Ceršak	0,10645	0,10645 €/kWh/day
Rogatec	0,02513	0,02513 €/kWh/day
Šempeter pri Gorici	0,09772	0,09772 €/kWh/day
<b>Slovenija</b>	<b>0,53541</b>	<b>0,53541 €/kWh/day</b>

	REZULTAT
Ratio intra	0,00213
Ratio cross	0,00099
CAA	72,50%
justification required	YES



Average booked capacity 2022 [kWh/day/year]			
Entry section		Exit section	
Ceršak	52.012.099	Ceršak	-
Rogatec	3.466.924	Rogatec	6.207.000
Šempeter pri Gorici	1.692.726	Šempeter pri Gorici	-
<b>Slovenija</b>	-	<b>Slovenija</b>	<b>61.414.974</b>

Šempeter pri Gorici	0,08795 €/kWh/day
	0,09772 €/kWh/day

Entry	Distance (km)			
	Ceršak	Rogatec	Šempeter pri Gorici	Slovenija
Ceršak	0,00	61,83	267,04	166,72
Rogatec	61,83	0,00	212,62	112,29
Šempeter pri Gorici	267,04	212,62	0,00	100,32
Slovenija	104,00	88,00	293,00	192,00

Average distance (km) for each entry point		
Entry points	to intra exits	to cross exits
Ceršak	166,72	61,83
Rogatec	112,29	137,22
Šempeter pri Gorici	100,32	212,62
Slovenija	192,00	88,00

Entry	Capacity (kWh/d)				Total
	Ceršak	Rogatec	Šempeter pri Gorici	Slovenija	
Ceršak					52.012.099
Rogatec					3.466.924
Šempeter pri Gorici					1.692.726
Slovenija					0
<b>Total</b>	0	6.207.000	0	61.414.974	
Drivers for Exit Points	0	413.279.192	0	9.915.655.347	

Driver for each Entry (Intra-Use)	Driver for each Entry (Cross-Use)	Entry Cap (Intra-Use)	Entry Cap (Cross-Use)
7.730.017.790	349.143.446	46.365.270	5.646.829
347.035.429	51.650.884	3.090.528	376.396
151.377.943	39.074.286	1.508.951	183.775
0	0	0	0
<b>Totals:</b>		<b>50.964.749</b>	<b>6.207.000</b>

Acc. to Art 5(5)(a)

Average distance (km) for each exit point to the group of entry points			
Ceršak	Rogatec	Šempeter pri Gorici	Slovenija
129,15	66,58	263,64	161,45

Entry tariffs		Exit tariffs			
		Ceršak	Rogatec	Šempeter pri Gorici	Slovenija
		0,10645	0,02513	0,09772	0,53541
Ceršak	0,11828				
Rogatec	0,02261				
Šempeter pri Gorici	0,08795				
Slovenija	0,07628				

Capacity revenue (€)	39.417.282
Entry share	16%
Exit share	84%

Entry revenues	6.379.126
Exit revenues	33.038.156

Entry revenues dedicated for Intra	5.686.560
Entry revenues dedicated for Cross	<b>692.566</b>
Exit revenues from Intra	32.882.191
Exit revenues from Cross	155.965
Revenue for Intra	38.568.751
Revenue for Cross	848.531

Acc. to Art 5(5)(c)  
Acc. to Art 5(5)(b)

Cost driver for Entry Intra	<b>8.228.431.162</b>
Cost driver for Exit Intra	9.915.655.347
Cost driver for Intra	18.144.086.509
Cost driver for Entry Cross	<b>439.868.616</b>
Cost driver for Exit Cross	413.279.193
Cost driver for Cross	853.147.808

**Izračun primerjalnega indeksa CAA - CWD metoda**

Izračunane tarife po varianti: **Referenčne cene I**

**Vstopne tarife**

Entry points	Tarif
Ceršak	0,35182 €/kWh/day
Rogatec	0,27543 €/kWh/day
Šempeter pri Gorici	0,26861 €/kWh/day
<b>Slovenija</b>	<b>0,29862 €/kWh/day</b>

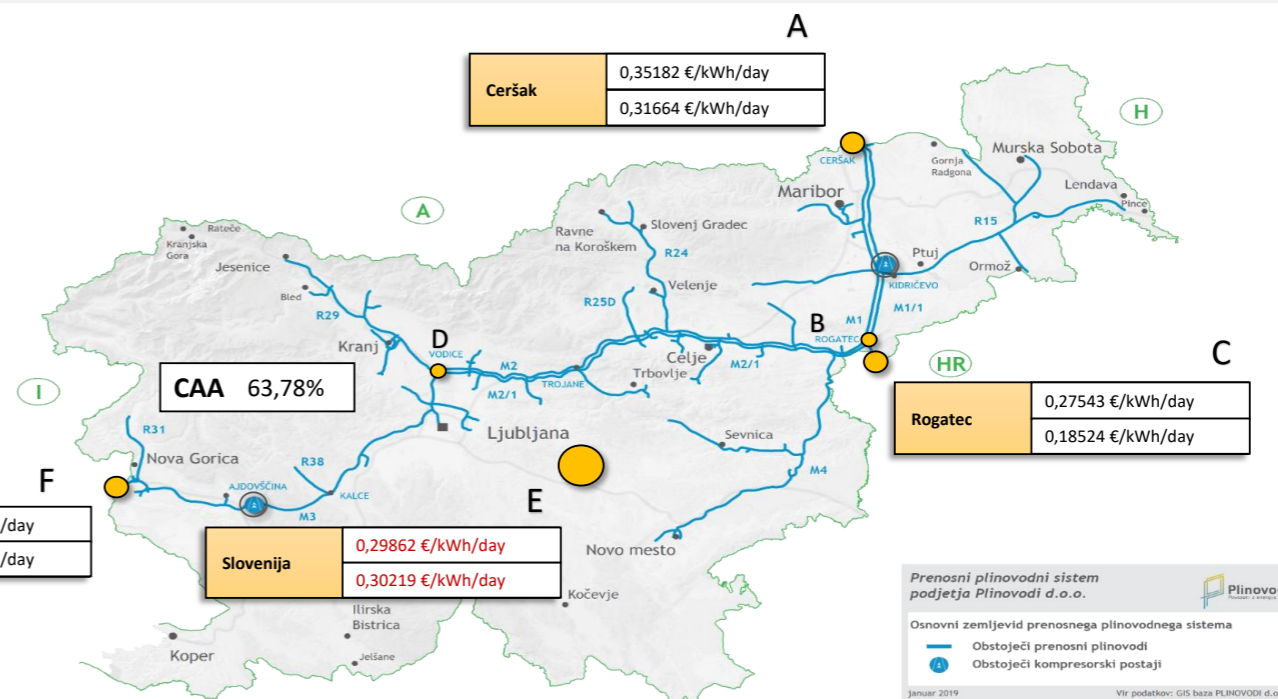
	REZULTAT
Ratio intra	0,00199
Ratio cross	0,00386
CAA	63,78%
justification required	

**Izstopne tarife**

Exit points	Tarif
Ceršak	0,31664 €/kWh/day
Rogatec	0,18524 €/kWh/day
Šempeter pri Gorici	0,24175 €/kWh/day
<b>Slovenija</b>	<b>0,30219 €/kWh/day</b>

Average booked capacity 2022 [kWh/day/year]			
Entry section		Exit section	
Ceršak	52.012.099	Ceršak	-
Rogatec	3.466.924	Rogatec	6.207.000
Šempeter pri Gorici	1.692.726	Šempeter pri Gorici	-
<b>Slovenija</b>	-	<b>Slovenija</b>	<b>61.414.974</b>

Šempeter pri Gorici	0,26861 €/kWh/day
	0,24175 €/kWh/day



Entry	Distance (km)			
	Ceršak	Rogatec	Šempeter pri Gorici	Slovenija
Ceršak	0,00	61,83	267,04	166,72
Rogatec	61,83	0,00	212,62	112,29
Šempeter pri Gorici	267,04	212,62	0,00	100,32
<b>Slovenija</b>	<b>104,00</b>	<b>88,00</b>	<b>293,00</b>	<b>192,00</b>

Entry points	Average distance (km) for each entry point	
	to intra exits	to cross exits
Ceršak	166,72	61,83
Rogatec	112,29	137,22
Šempeter pri Gorici	100,32	212,62
<b>Slovenija</b>	<b>192,00</b>	<b>88,00</b>

Entry	Capacity (kWh/d)				Total
	Ceršak	Rogatec	Šempeter pri Gorici	Slovenija	
Ceršak					52.012.099
Rogatec					3.466.924
Šempeter pri Gorici					1.692.726
Slovenija					0
<b>Total</b>	<b>0</b>	<b>6.207.000</b>	<b>0</b>	<b>61.414.974</b>	
Drivers for Exit Points	<b>0</b>	<b>413.279.192</b>	<b>0</b>	<b>9.915.655.347</b>	

Driver for each Entry (Intra-Use)	Driver for each Entry (Cross-Use)	Entry Cap (Intra-Use)	Entry Cap (Cross-Use)
7.730.017.790	349.143.446	46.365.270	5.646.829
347.035.429	51.650.884	3.090.528	376.396
151.377.943	39.074.286	1.508.951	183.775
0	0	0	0
<b>Totals:</b>		<b>50.964.749</b>	<b>6.207.000</b>

Acc. to Art 5(5)(a)

Average distance (km) for each exit point to the group of entry points				
Ceršak	Rogatec	Šempeter pri Gorici	Slovenija	
129,15	66,58	263,64	161,45	

Ebtry tariffs		Exit tariffs			
		Ceršak	Rogatec	Šempeter pri Gorici	Slovenija
		0,31664	0,18524	0,24175	0,30219
Ceršak	0,35182				
Rogatec	0,27543				
Šempeter pri Gorici	0,26861				
Slovenija	0,29862				

Capacity revenue (€)	39.417.250
Entry share	50%
Exit share	50%

Entry revenues	19.708.475
Exit revenues	19.708.776

Entry revenues dedicated for Intra	17.568.773
Entry revenues dedicated for Cross	<b>2.139.702</b>
Exit revenues from Intra	18.558.991
Exit revenues from Cross	1.149.785
Revenue for Intra	36.127.764
Revenue for Cross	3.289.487

Acc. to Art 5(5)(c)  
Acc. to Art 5(5)(b)

Cost driver for Entry Intra	<b>8.228.431.162</b>
Cost driver for Exit Intra	9.915.655.347
Cost driver for Intra	18.144.086.509
Cost driver for Entry Cross	<b>439.868.616</b>
Cost driver for Exit Cross	413.279.193
Cost driver for Cross	853.147.808

Izračun primerjalnega indeksa CAA - CWD metoda

Izračunane tarife po varianti: Referenčne cene II

Vstopne tarife

Entry points	Tarif
Ceršak	0,11258 €/kWh/day
Rogatec	0,08814 €/kWh/day
Šempeter pri Gorici	0,08595 €/kWh/day
Slovenija	0,09556 €/kWh/day

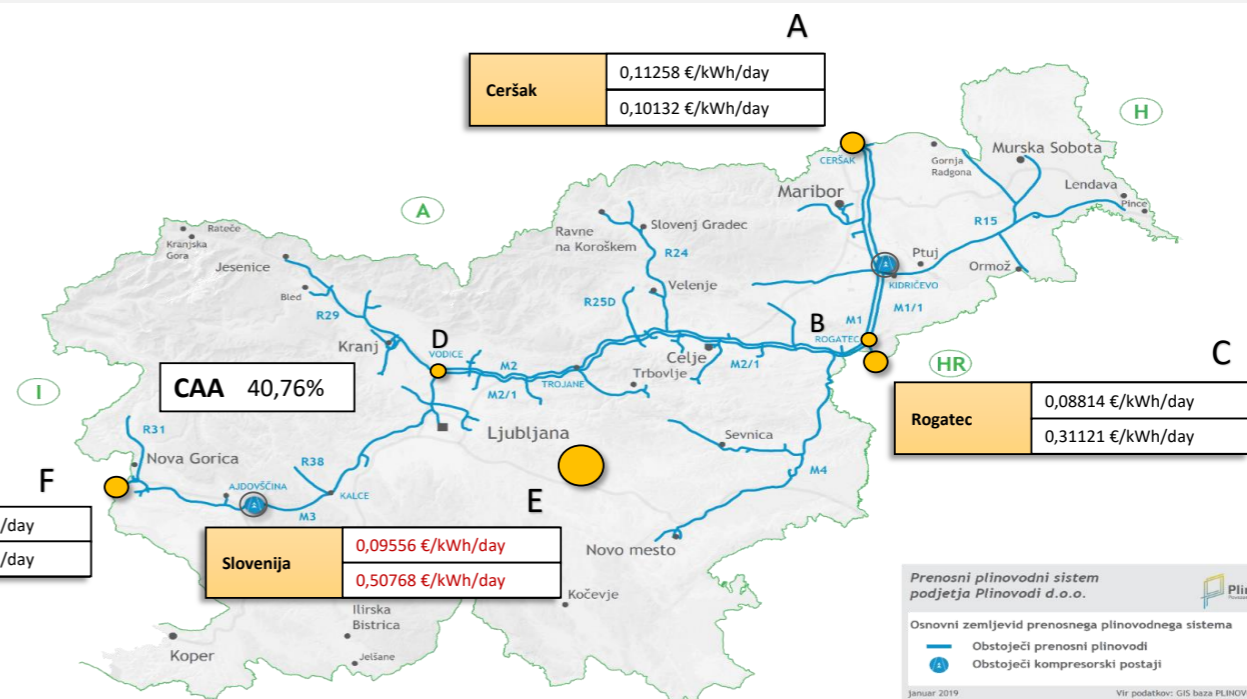
	REZULTAT
Ratio intra	0,00203
Ratio cross	0,00307
CAA	40,76%
justification required	

Izstopne tarife

Exit points	Tarif
Ceršak	0,10132 €/kWh/day
Rogatec	0,31121 €/kWh/day
Šempeter pri Gorici	0,07736 €/kWh/day
Slovenija	0,50768 €/kWh/day

Average booked capacity 2022 [kWh/day/year]			
Entry section		Exit section	
Ceršak	52.012.099	Ceršak	-
Rogatec	3.466.924	Rogatec	6.207.000
Šempeter pri Gorici	1.692.726	Šempeter pri Gorici	-
Slovenija	-	Slovenija	61.414.974

Šempeter pri Gorici	0,08595 €/kWh/day
	0,07736 €/kWh/day



Entry	Distance (km)			
	Ceršak	Rogatec	Šempeter pri Gorici	Slovenija
Ceršak	0,00	61,83	267,04	166,72
Rogatec	61,83	0,00	212,62	112,29
Šempeter pri Gorici	267,04	212,62	0,00	100,32
Slovenija	104,00	88,00	293,00	192,00

Entry points	Average distance (km) for each entry point	
	to intra exits	to cross exits
Ceršak	166,72	61,83
Rogatec	112,29	137,22
Šempeter pri Gorici	100,32	212,62
Slovenija	192,00	88,00

Entry	Capacity (kWh/d)				Total
	Ceršak	Rogatec	Šempeter pri Gorici	Slovenija	
Ceršak					52.012.099
Rogatec					3.466.924
Šempeter pri Gorici					1.692.726
Slovenija					0
<b>Total</b>	0	6.207.000	0	61.414.974	
Drivers for Exit Points	0	413.279.192	0	9.915.655.347	

Driver for each Entry (Intra-Use)	Driver for each Entry (Cross-Use)	Entry Cap (Intra-Use)	Entry Cap (Cross-Use)
7.730.017.790	349.143.446	46.365.270	5.646.829
347.035.429	51.650.884	3.090.528	376.396
151.377.943	39.074.286	1.508.951	183.775
0	0	0	0
<b>Totals:</b>		<b>50.964.749</b>	<b>6.207.000</b>

Acc. to Art 5(5)(a)

Average distance (km) for each exit point to the group of entry points				
	Ceršak	Rogatec	Šempeter pri Gorici	Slovenija
	129,15	66,58	263,64	161,45



Ebtry tariffs		Exit tariffs			
		Ceršak	Rogatec	Šempeter pri Gorici	Slovenija
		0,10132	0,31121	0,07736	0,50768
Ceršak	0,11258				
Rogatec	0,08814				
Šempeter pri Gorici	0,08595				
Slovenija	0,09556				

Capacity revenue (€)	39.417.421
Entry share	16%
Exit share	84%

Entry revenues	6.306.587
Exit revenues	33.110.834

Entry revenues dedicated for Intra	5.621.896
Entry revenues dedicated for Cross	<b>684.691</b>
Exit revenues from Intra	31.179.154
Exit revenues from Cross	1.931.680
Revenue for Intra	36.801.050
Revenue for Cross	2.616.371

Acc. to Art 5(5)(c)  
Acc. to Art 5(5)(b)

Cost driver for Entry Intra	<b>8.228.431.162</b>
Cost driver for Exit Intra	9.915.655.347
Cost driver for Intra	18.144.086.509
Cost driver for Entry Cross	<b>439.868.616</b>
Cost driver for Exit Cross	413.279.193
Cost driver for Cross	853.147.808